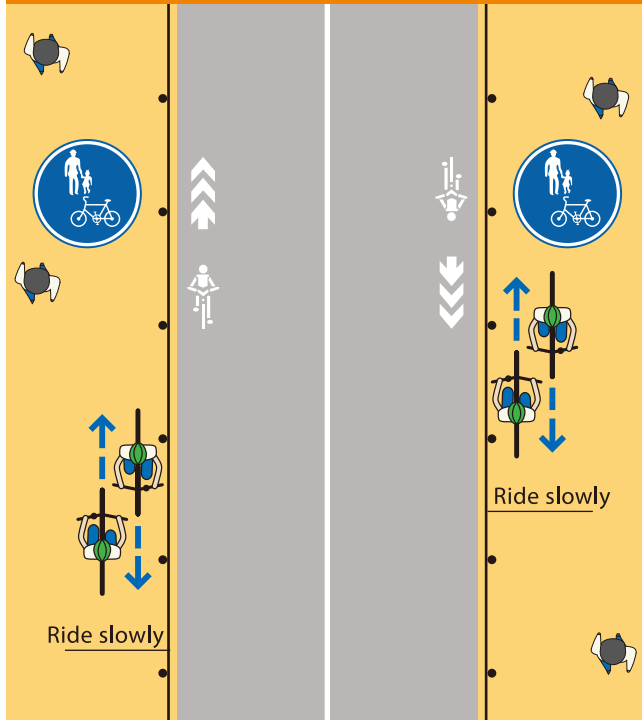



## SHARE THE ROAD

You may ride on the sidewalk if you feel that using the road would be dangerous.

However, you must ride slowly on the side nearest to the road.



Even if there are Bicycle markings, you may still ride on the sidewalk if:

- there is a  road sign.
- you are aged under 13 or 70 and over.
- you are physically disabled.
- doing so is necessary for safety.

When riding on the sidewalk, ride slowly on the side nearest to the road and stop if you would obstruct the passage of pedestrians.

## Five Rules for Safe Cycling

- (1) Cycle on the road and keep left.  
If you have to use the sidewalk, pedestrians have the right of way.
- (2) Stop at a red signal or stop sign at an intersection.  
Look both ways before Proceeding.
- (3) Turn on the lights at night.
- (4) Don't drink and ride.
- (5) Wear a helmet.

More bike lanes are emerging.  
Self-driven cars will no longer be just a dream.  
But Japan is far, far too cramped.  
So, here's though.  
Think with your brain, but with your heart, too.  
Mind the rules...  
but also your manners.  
Be considerate – the trip will be shorter.  
And safe.  
A cord word for you and others who care :

# SHARE THE ROAD

Be considerate - the trip will be shorter and safe.

SHARE THE ROAD campaign Promotion Committee

The General Insurance Association of Japan  
Tokyo Traffic Safety Association  
Tokyo Good Manners Project  
IKIGAI Project

This leaflet was prepared based on information provided by the Metropolitan Police Department.

september 2019 edition

## SHARE THE ROAD



## Cyclists should ride on the

# Bicycle markings

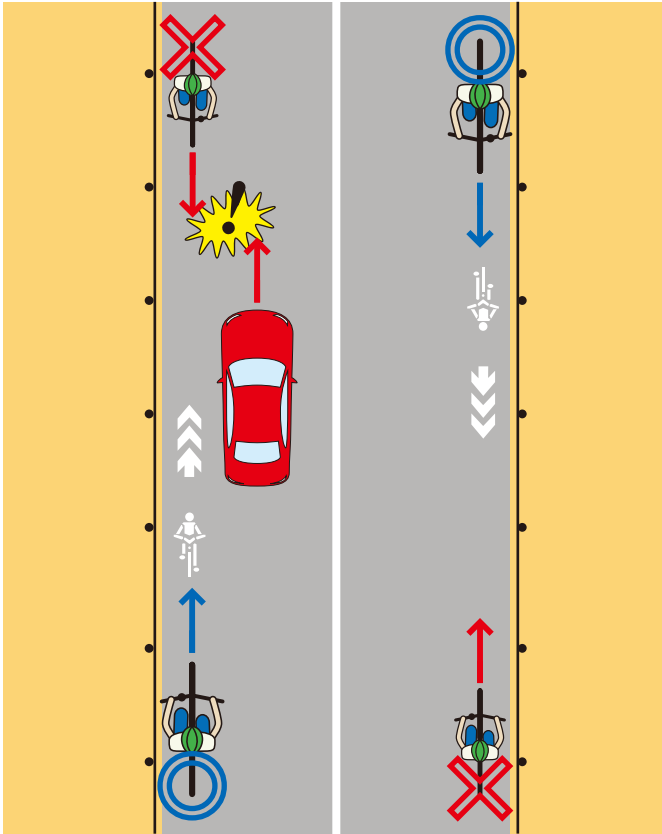
◀ on the left side of the road

# Bicycle lines

◀ mainly found at and near intersections.

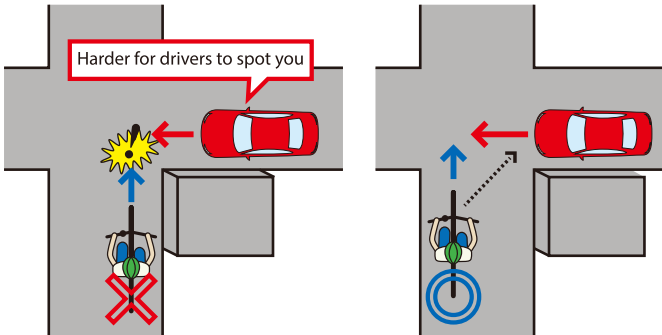
## SHARE THE ROAD

Cyclists should ride on the left side of the road along the Bicycle markings.



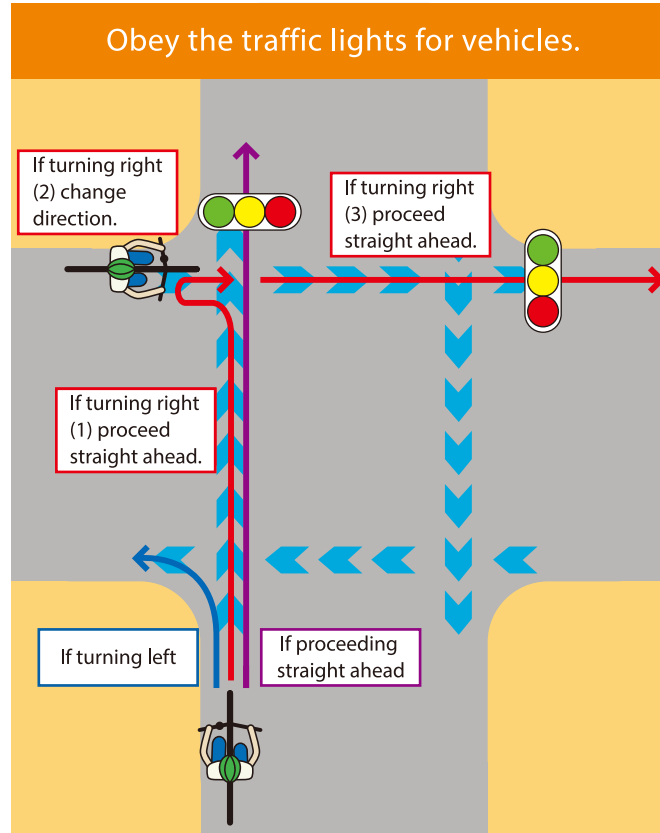
Riding on the right can cause a collision at an intersection.

You can spot a vehicle sooner if you cycle on the left.

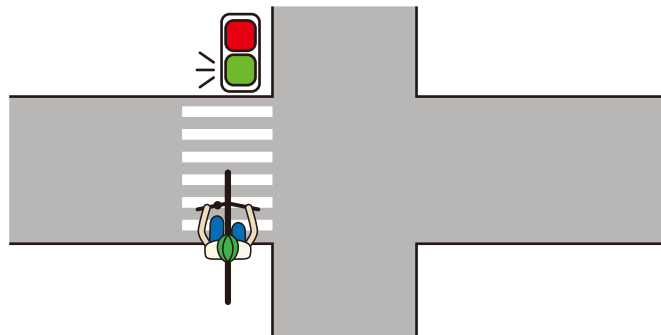


## SHARE THE ROAD

At intersections, follow the Bicycle lines.

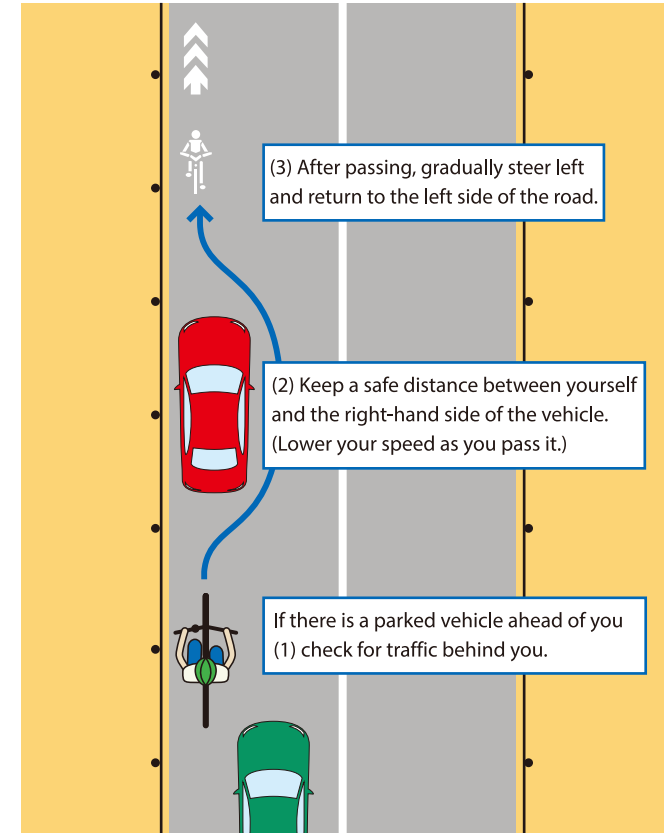


When crossing at a pedestrian crossing, obey the traffic lights for pedestrians.



## SHARE THE ROAD

If there is a parked vehicle ahead of you, check carefully for traffic behind you.



When moving from the sidewalk to the road or vice versa, be particularly careful of vehicles and pedestrians.

